

# NEWLANDS PARK THRAPSTON A14 / J13

📍 NN14 4QT

🌐 NEWLANDSUK.COM



PRELIMINARY ANNOUNCEMENT.

## A NEW WAREHOUSE DEVELOPMENT.



Strategically located  
adjacent to **J13 of the A14**



Design and Build opportunities  
from **100,000 to 1,000,000 sq ft**



A total of **2,500,000 sq ft**  
distribution accommodation

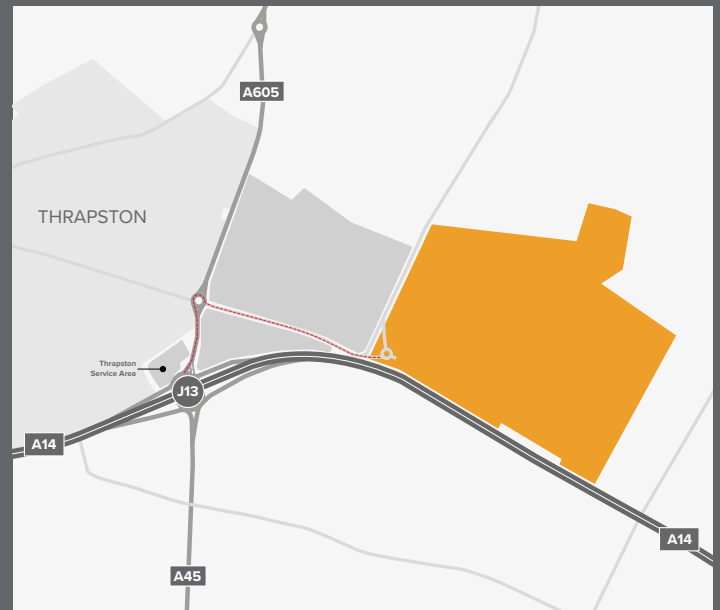
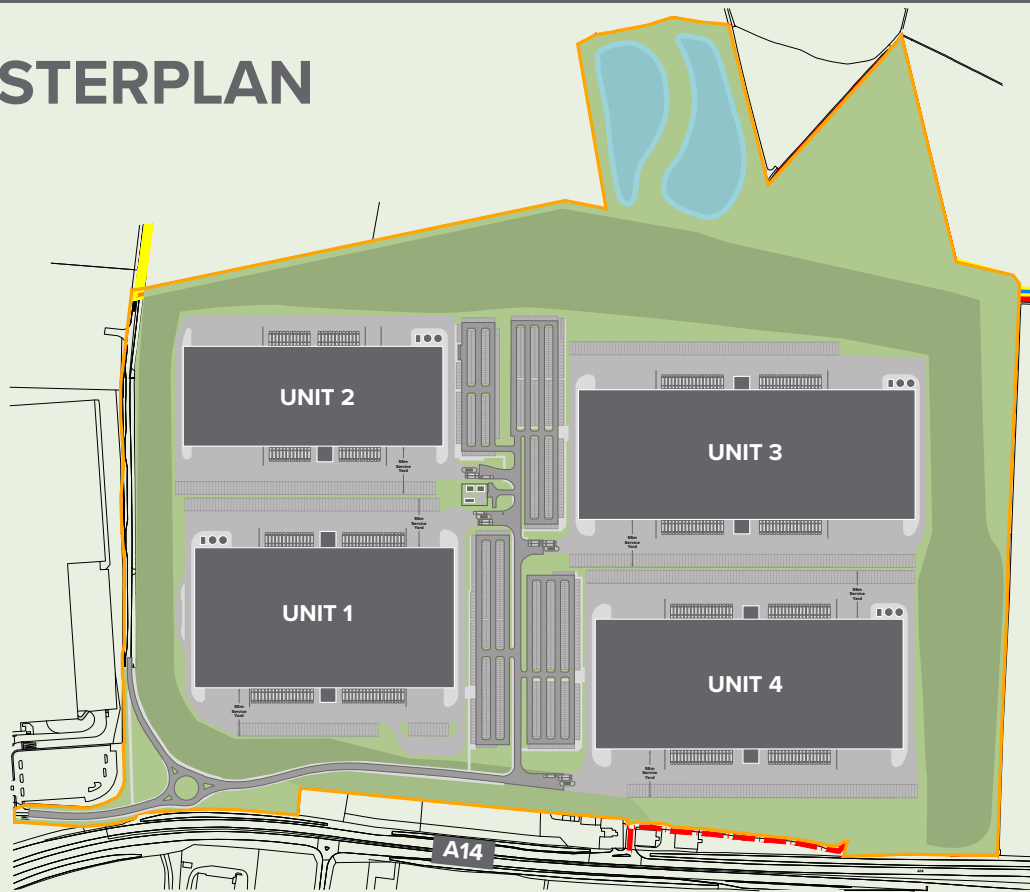
WE GO BEYOND.



**newlands**  
developments



# INDICATIVE MASTERPLAN

		SQ FT	SQ M
UNIT 1	Warehouse	291,596	27,090
	Offices	15,070	1,400
	<b>Total</b>	<b>306,666</b>	<b>28,490</b>
UNIT 2	Warehouse	448,589	41,675
	Offices	26,910	2,500
	<b>Total</b>	<b>475,499</b>	<b>44,175</b>
UNIT 3	Warehouse	367,730	34,163
	Offices	26,910	2,500
	<b>Total</b>	<b>394,640</b>	<b>36,663</b>
UNIT 4	Warehouse	432,411	40,172
	Offices	26,910	2,500
	<b>Total</b>	<b>459,321</b>	<b>42,672</b>

 NN14 4QT
  attitudes.coasting.arch



	Kettering	12 miles	16 mins
	Birmingham	65 miles	1 hr 6 mins
	Central London	93 miles	1 hr 50 mins
	Sheffield	115 miles	1 hr 58 mins
	Port of Felixstowe	100 miles	1 hr 46 mins
	Port of Immingham	113 miles	2 hr 18 mins

	M25 (M1 J6A)	58 miles	1 hr 13 mins
	M6/J6 (Spaghetti Junction)	63 miles	1 hr 9 mins
	M1/J19 (Caththorpe Interchange)	66 miles	1 hr 8 mins
	Birmingham	58 miles	59 mins
	East Midlands	63 miles	1 hr 3 mins
	Heathrow	66 miles	1 hr 8 mins

FOR MORE INFORMATION, PLEASE CONTACT OUR AGENT:



JAMES ATTFIELD:  
 E: james.attfield@acrellp.com

JOINT VENTURE:

